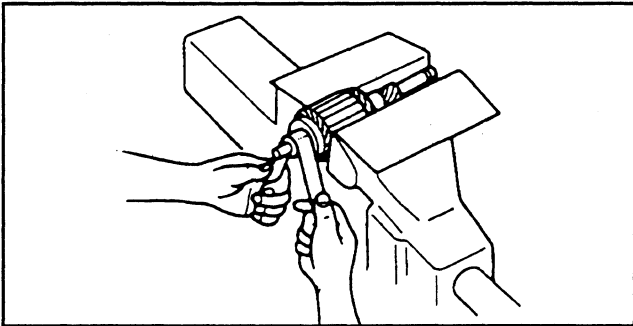
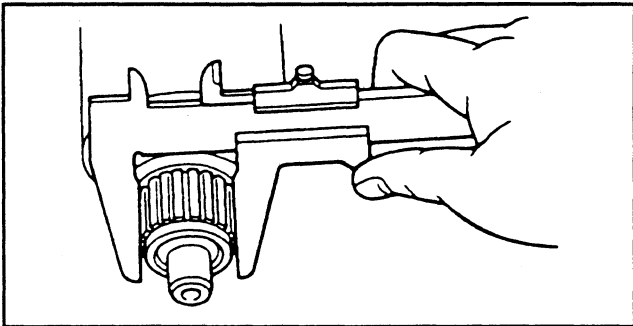
**SERVICE POINTS****Pinion inspection**

1. Inspect:
 - Pinion teeth ①
Wear/Damage → Replace.

**Armature inspection**

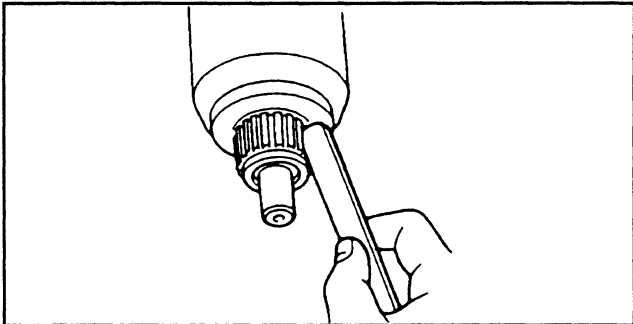
1. Inspect:
 - Commutator
Dirty → Clean with #600 abrasive paper.



2. Measure:
 - Commutator diameter
Out of specification → Replace.



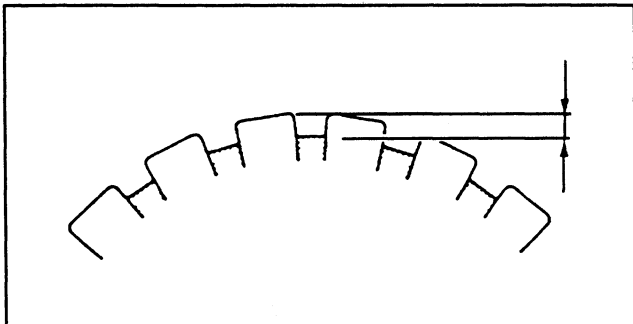
Commutator diameter:
Limit 27 mm (1.06 in)



3. Check:
 - Commutator undercut
Clog/Dirt → Clean

NOTE:

Remove all particles of mica and metal using compressed air.



4. Measure:
 - Commutator undercut
Out of specification → Replace.



Commutator undercut:
Limit 0.2 mm (0.01 in)